



# **BNB**Staker

**100% Decentralized Smart Contract**

# What is BNBStaker

BNBStaker, is enhanced and hybrid ROI Dapp built on the Binance Smart Chain.

We choose to build BNBStaker on the Binance Smart Chain for 3 main reasons:

- Cheaper Transaction fee
- Larger audience
- More matured investors

We want to ensure that BNBStaker will be the No 1 Dapp, that will provide an opportunity to all our investors to obtain financial and time freedom without the hindrance of the current world economy crisis and the crypto market situation which is in the bear trend.

# Mechanics of BNBStaker

Investing in BNBStaker is as simple as :

- Decide the amount you want to invest
- Ensure you have sufficient amount that you want to invest inclusive of gas fee
- Click on Invest
- Voila you're now a proud investor of BNBStaker

To ease our investors, we have included a calculator whereby an investor is able to know up front what will his/her profit be when x amount is invested into the project. This, indirectly will give a clearer understating on the ROI that they will receive at the end of the tenure.

# BNBStaker Overview

- Minimum amount to invest is **0.01** BNB
- There is no maximum capped amount which means you're able to invest any amount above 0.01 BNB
- The ROI varies from **20%** to 7.73% depending on the deposit tenure.
- **20%** Referral Commission
- Profit calculator is available for our investors on the official website

# Referral Program

To sweeten the pot and for the sustainability of the project, BNBStaker offers a juicy 5 tier referral system which will enable you to earn a whopping **20%**.

- When you believe that BNBStaker is your Gateway to Financial Freedom, you'll be referring your friends and family. By doing this, you're not only giving them an opportunity to earn like you, but you're increasing the smart contract balance indirectly. For this, we believe you should be rewarded
- By referring, you earn referral commissions. When your referral commission is equivalent to your investment in BNBStaker, it means your investment is Free

Level	Commission
Level-1	10%
Level-2	4%
Level-3	3%
Level-4	2%
Level-5	1%

# How To Invest In BNBStaker

- Investors can choose to either use Metamask or Trustwallet.
- We highly Recommend that you connect using Metamask.



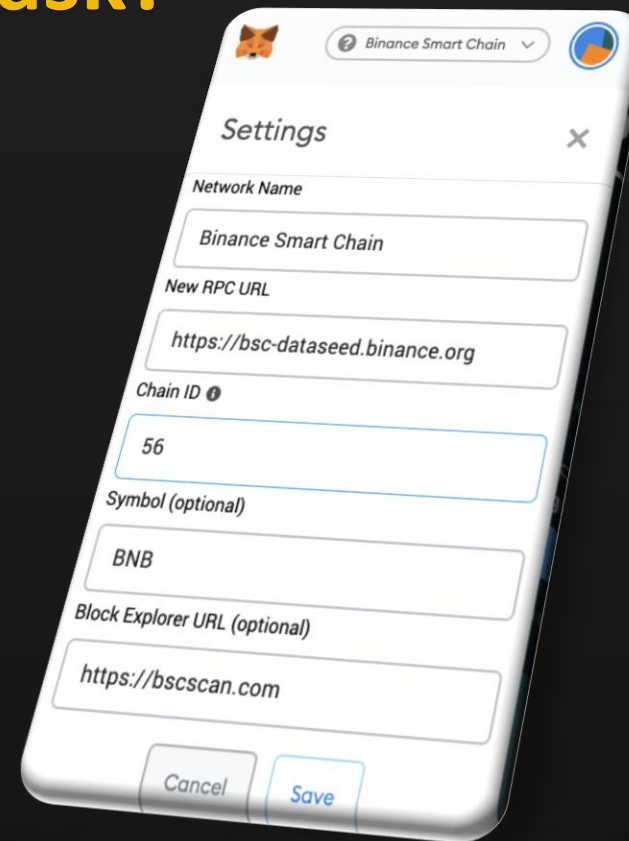
**METAMASK**



**Trust Wallet**

# How To Setup Your Metamask?

- Follow this easy step by step guide to integrate BNB to your Metamask Wallet.



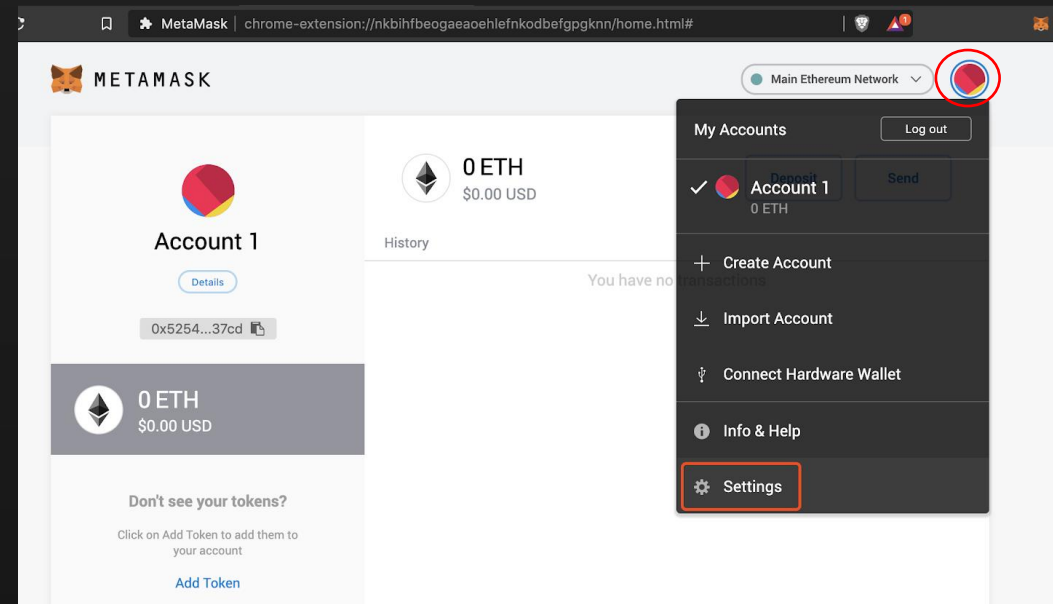
# How To Setup Your Metamask?

## Step 1 – Open Metamask

- Open your MetaMask browser extension by clicking the top right corner of your Browser.

## Step 2 – Go to Settings

- Click on the logo of your account at the top right of the MetaMask App. Then click on 'Settings'

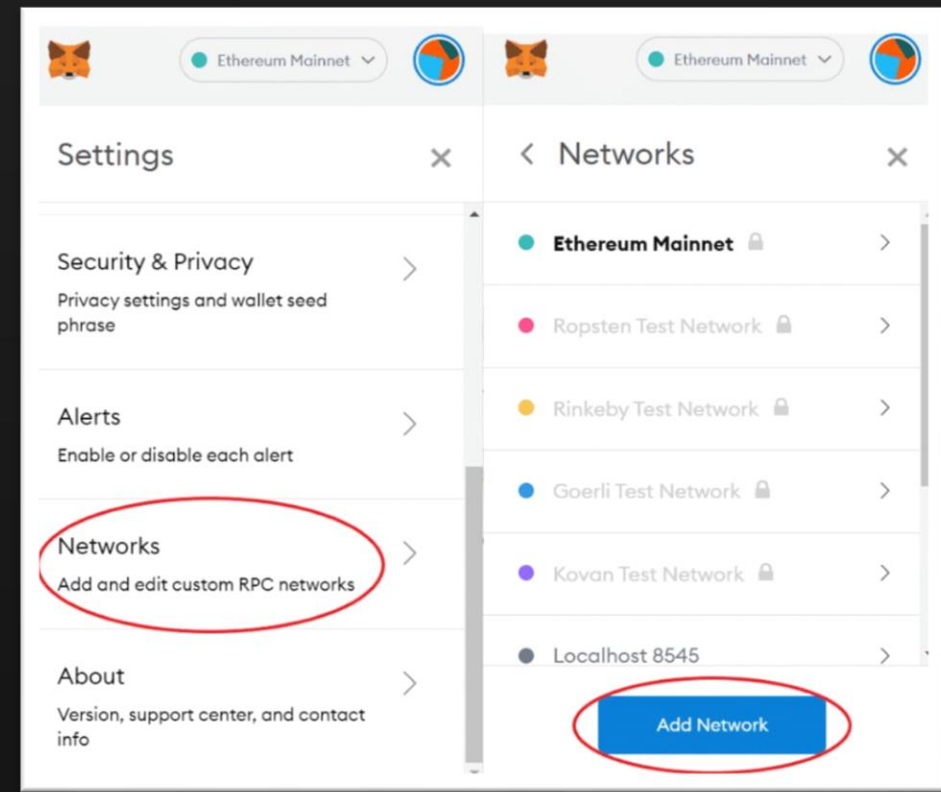




# How To Setup Your Metamask?

## Step 3 - Go To Networks

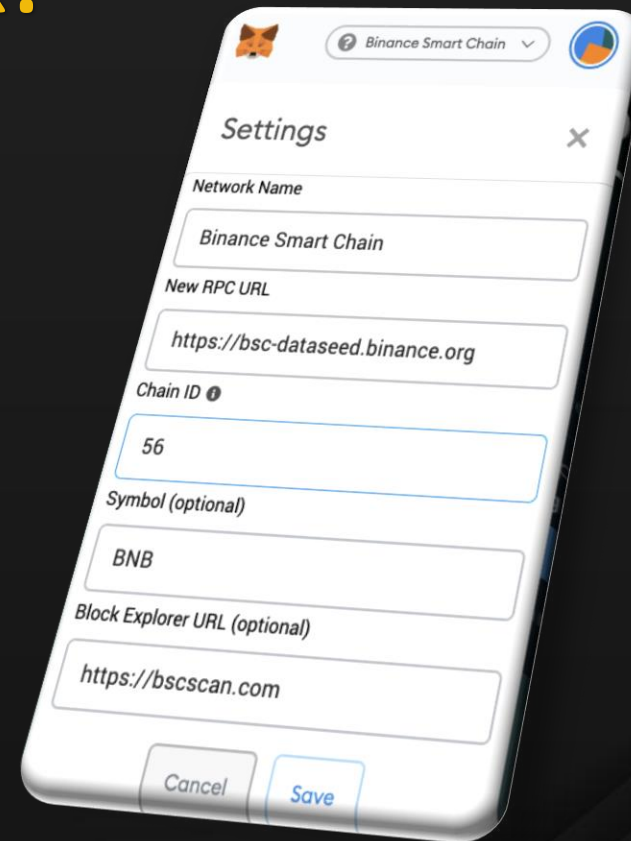
- In the settings window you will see a list of different settings. Click on 'Network'. In the following list, you will see all the networks that your Meta Mask wallet can connect to. Next, click on the 'Add Network' button below.



# How To Setup Your Metamask?

## Step 4 - Add Network Details

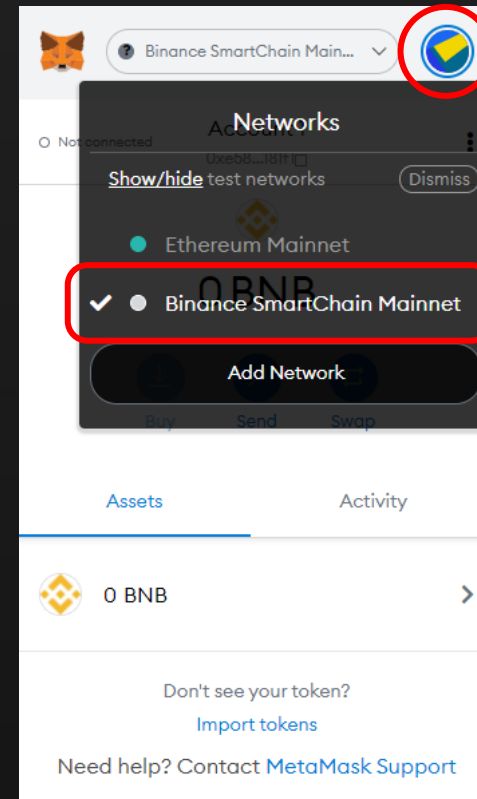
- ✓ Meta Mask will now ask you to enter a Network Name, New RPC URL, ChainID, Symbol and Block Explorer URL. To add the BNB network to your MetaMask wallet, enter the following information:
  - ✓ Network Name: Binance Smart Chain
  - ✓ New RPC URL: <https://bsc-dataseed.binance.org/>
  - ✓ ChainID: 56
  - ✓ Symbol: BNB
  - ✓ Block Explorer URL: <https://bscscan.com>



# How To Setup Your Metamask?

## Step 5 - Connect Your Meta Mask To The Binance Smart Chain

- ✓ The last step is to connect your Meta Mask wallet to the network. To do this, click on the current network at the top of your Meta Mask wallet. Then click on Binance Smart Chain.





**BNBStaker is the perfect combination of Digital Technology ,  
High Security & Platform Program**